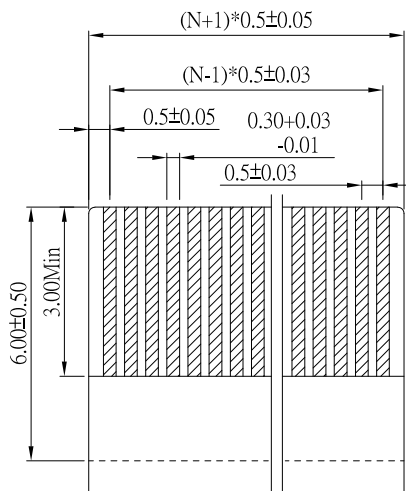
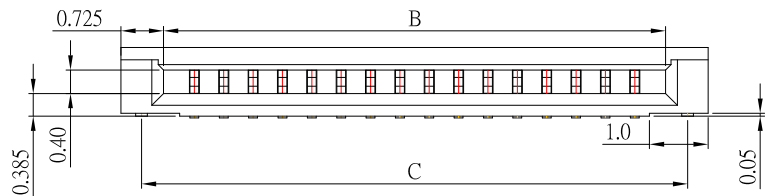
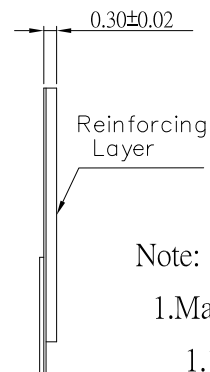


RECOMMENDED PCB LAYOUT



APPLICABLE FPC



Note:

1. Material

1.1 Housing: LCP

1.2 Contact: Phosphor Bronze, Gold Plated over Nickel

1.3 Leg: Brass, Tin Plated over Nickel

PIN數	Dimension			
	A	B	C	D
5	2.00	3.05	3.80	4.60
6	2.50	3.55	4.30	5.10
8	3.50	4.55	5.30	6.10
9	4.00	5.05	5.80	6.60
10	4.50	5.55	6.30	7.10
12	5.50	6.55	7.30	8.10
14	6.50	7.55	8.30	9.10
20	9.50	10.55	11.30	12.10
24	11.50	12.55	13.30	14.10

5	更新材質	Jack	070324
4	新增PCB LAYOUT零件外型 and 更新材質	Jack	071023
3	更新PCB LAYOUT尺寸	Jack	020623
2	更新圖面及PIN選項尺寸	Jack	102620
1	更新PIN選項	Jack	120319
ITEM NO.	DESCRIPTION	DRAWN	DATE



TOLERANCE UNLESS OTHERWISE STATED:

Up to 5	±0.2
Above 5 ~ 15	±0.3
Above 15 ~ 30	±0.4
Above 30 ~ 50	±0.5
Angle	±0.3°

3RD. ANGEL'S

UNITS MM

DRAWN BY:	DATE	MATL	TITLE	CONNECTOR
Jack Lu	07/03/24			
CHECKED BY:	DATE	FINISH	MODLE	0.5mm FPC 雙接 H:1.2mm
Jacky Chen	07/03/24			
APPROVED BY:	DATE	SCALE	DWG NO.	FPC05D-12xx-N-S304
Tony Kao	07/03/24	1 : 1		
		SHEET NO.	PART NO.	FPC05D-12xx-N-S304
		1 of 1		

SIZE	A4
VER	R5